

# INNOVA ABS



... dustproof, waterproof and chemically resistant.

## USE

Closed and non-dismountable light fitting according to the standard ČSN EN 60598-1 part 4 intended for chemically challenging or agricultural premises with incidence of vapours like ammonia, lye, alkaline compounds and hot water (hydrolysis). The light fitting is suitable particularly for **agricultural and industrial buildings like farms, stables, production and warehouse premises, car wash units and laboratories** without explosion hazard. The structural design of the light fitting (IP69) allows even placement in food-processing industry - HACCP.

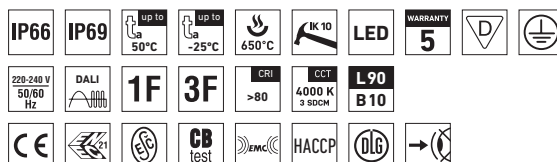
The light fitting resists dust, humidity and washing with spouting water up to 80°C. The body and the diffuser made of ABS material have high chemical resistance.

An external terminal strip makes it easy and quick to connect the supply cable with no need to open the **fitting (PLUG and PLAY system)**.

Emissions in the environment of use may reduce the usability of the plastics; for more information see page č. 367.

## ADVANTAGES

- Light fitting protection **IP66 / IP69**
- High temperature resistance in a range from  $t_a = -25^\circ\text{C}$  to  $t_a = 50^\circ\text{C}$
- Lifetime: 50 000 hours / L90B10
- High chemical resistance
- **Variable suspension pitch**; optional installation of light fitting even on an existing structure on which the original light fittings were suspended
- **External terminal strip makes it easy to connect the supply cable – PLUG and PLAY system**
- Optional arrangement of light fittings in line without gaps
- **Fully automatic 100% control of functionality and tightness (leak test) during production**
- Easy cleaning and maintenance without need of replacing the light sources
- Eliminated risk of mechanical and electrostatic damage to LED chips
- Optional rewiring (up to 5 wires inside the light fitting)
- Optional delivery in dimmable version
- Certificates: **ESĚ, ENEC, CB, DLG, HACCP**

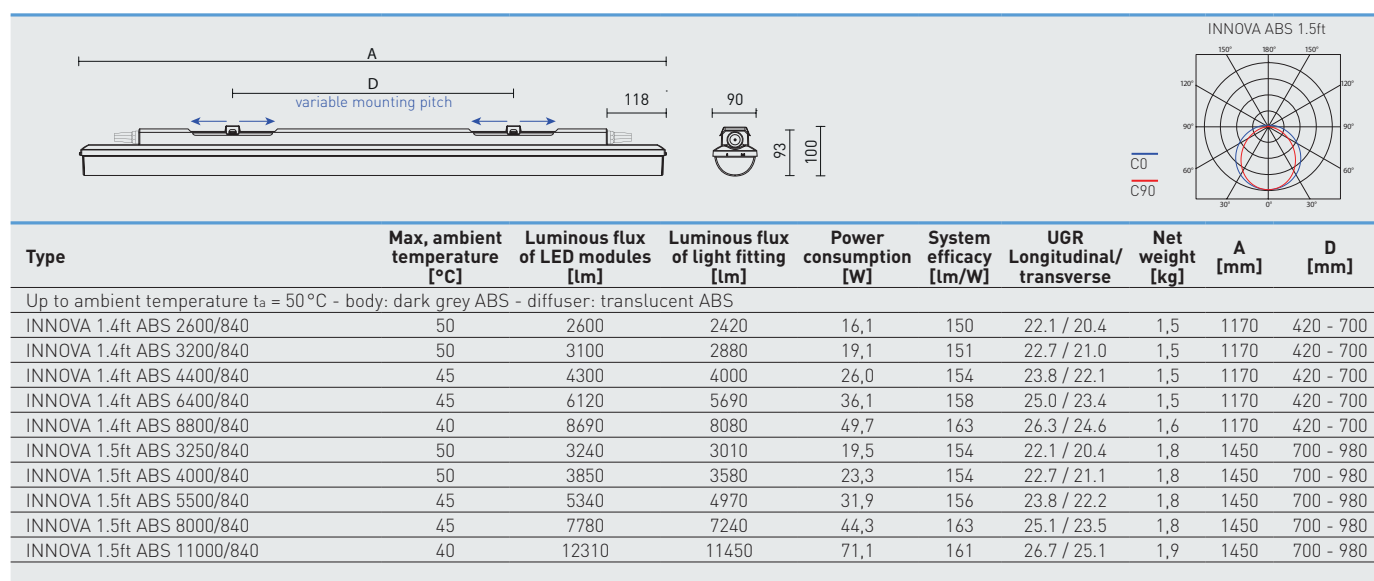


## INNOVA ABS



## TECHNICAL DESCRIPTION

- Light fitting protection: **IP66 / IP69**
- Maximum ambient temperature: **t<sub>a</sub> = 50 °C**
- Lifetime: 50 000 hours / L90B10
- Maximum light fitting efficiency: 163 lm/W
- CRI > 80: 4000 K - standard
- CRI > 80: 3000 K, 5000 K, 6500 K - on request
- CRI > 90: 3000 K, 4000 K, 5000 K, 6500 K - on request
- MacAdam = 3 SDCM
- Diffuser: translucent ABS (high chemical resistance, UV stability)
- Body: dark grey ABS (high chemical resistance, UV stability)
- Snap-in mounting clips: stainless steel
- Ventilation membrane in the base eliminating vacuum and condensate build-up
- 3 or 5-pole **external terminal strip**, conductor cross-sectional area: 1.5 or 2.5 mm<sup>2</sup>
- Fittings may be **lined with zero distance** between them
- Optional constant luminous flux (CLO) in DALI version
- Electric equipment: LED modules, fixed output driver or DALI driver
- The package includes: stainless hooks and stainless brackets
- The values stated for power consumption and luminous flux are in a tolerance of ± 7,5 %



INNOVA 1.4ft ABS 3200/840 = suitable replacement for tube light fitting PRIMA 136 ABS – 1 × 36 W

INNOVA 1.4ft ABS 6400/840 = suitable replacement for tube light fitting PRIMA 236 ABS – 2 × 36 W

INNOVA 1.5ft ABS 4000/840 = suitable replacement for tube light fitting PRIMA 158 ABS – 1 × 58 W

INNOVA 1.5ft ABS 8000/840 = suitable replacement for tube light fitting PRIMA 258 ABS – 2 × 58 W

## INNOVA ABS

Type	1x3P	1x5P	DALI 1x5P	2x3P	2x5P	DALI 2x5P
INNOVA 1.4ft ABS 2600/840...	72411	72412	72413	72415	72416	72417
INNOVA 1.4ft ABS 3200/840...	72421	72422	72423	72425	72426	72427
INNOVA 1.4ft ABS 4400/840...	72431	72432	72433	72435	72436	72437
INNOVA 1.4ft ABS 6400/840...	72441	72442	72443	72445	72446	72447
INNOVA 1.4ft ABS 8800/840...	72401	72402	72403	72405	72406	72407
INNOVA 1.5ft ABS 3250/840...	72451	72452	72453	72455	72456	72457
INNOVA 1.5ft ABS 4000/840...	72461	72462	72463	72465	72466	72467
INNOVA 1.5ft ABS 5500/840...	72471	72472	72473	72475	72476	72477
INNOVA 1.5ft ABS 8000/840...	72481	72482	72483	72485	72486	72487
INNOVA 1.5ft ABS 11000/840...	72491	72492	72493	72495	72496	72497

Diffuser from translucent ABS

## LEGEND

**1x3P** - a version featuring a non-dimmable ballast and a single 3-pole external terminal strip

**1x5P** - a version featuring a non-dimmable ballast and a single 5-pole external terminal strip

**DALI 1x5P** - a version featuring a digitally dimmable ballast and a single 5-pole external terminal strip

**2x3P** - a version featuring a non-dimmable ballast, two 3-pole external terminal strips and 3-wire connecting cables (1F), for continuous row installation

**2x5P** - a version featuring a non-dimmable ballast, two 5-pole external terminal strips and 5-wire connecting cables (3F), for continuous row installation


**DALI 2x5P** - a version featuring a digitally dimmable ballast, two 5-pole external terminal strips and 5-wire connecting cables (DALI 1F), for continuous row installation

## LIGHT FITTING ATTACHMENT

- a) Directly to a ceiling or a wall with the use of screws and stainless brackets
- b) Suspension with the use of stainless hooks
- c) Attachment with the use of side hangers to the wall - is not included in accessories




## VARIABLE INSTALLATION PITCH



## LIGHT FITTING INTERCONNECTION

An external terminal strip is used to ensure the supply cable can easily and quickly be connected with no need to open the light fixture (PLUG and PLAY system)

Interconnection of light fittings without spacing



## LIGHT FITTING DETAILED VIEW

INNOVA ABS

